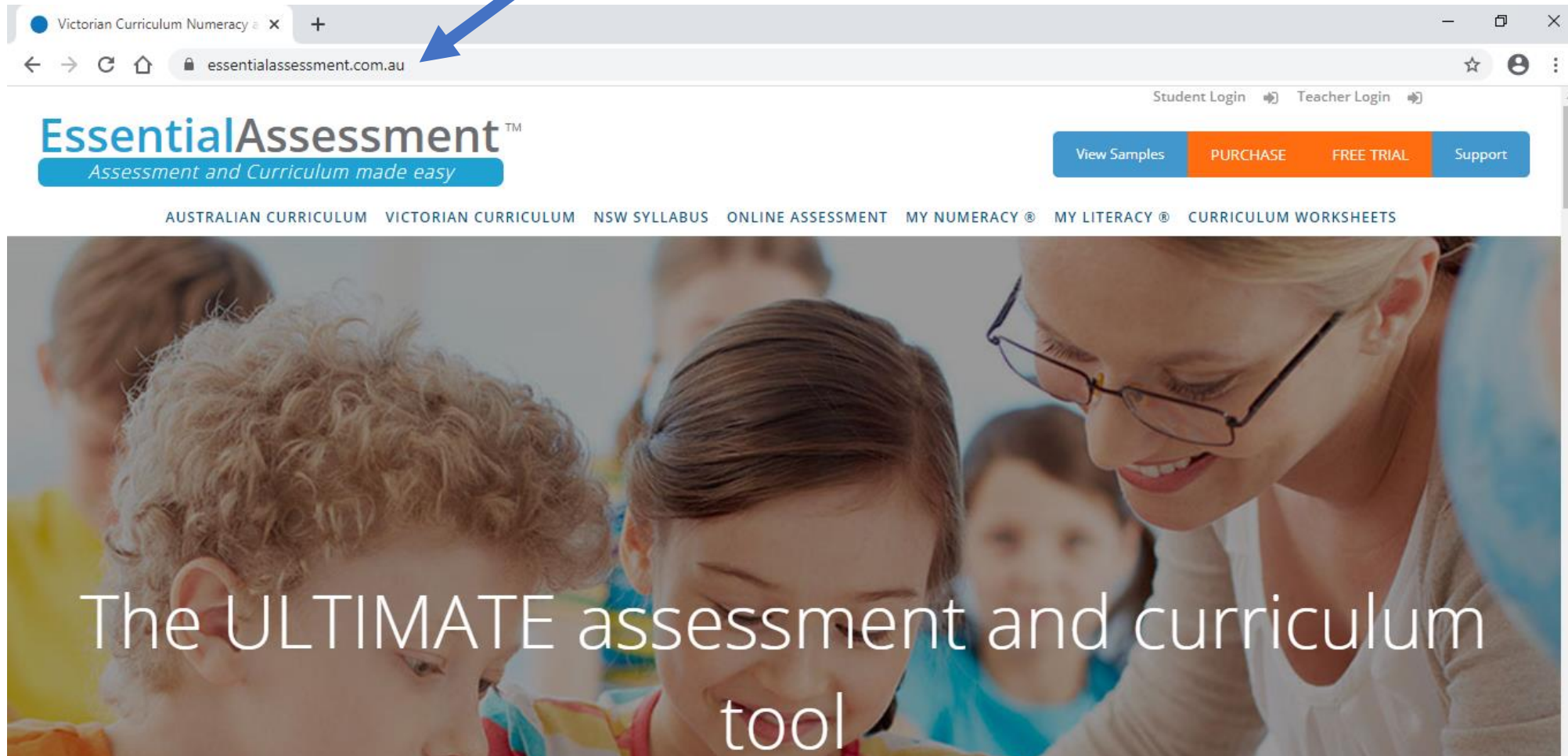


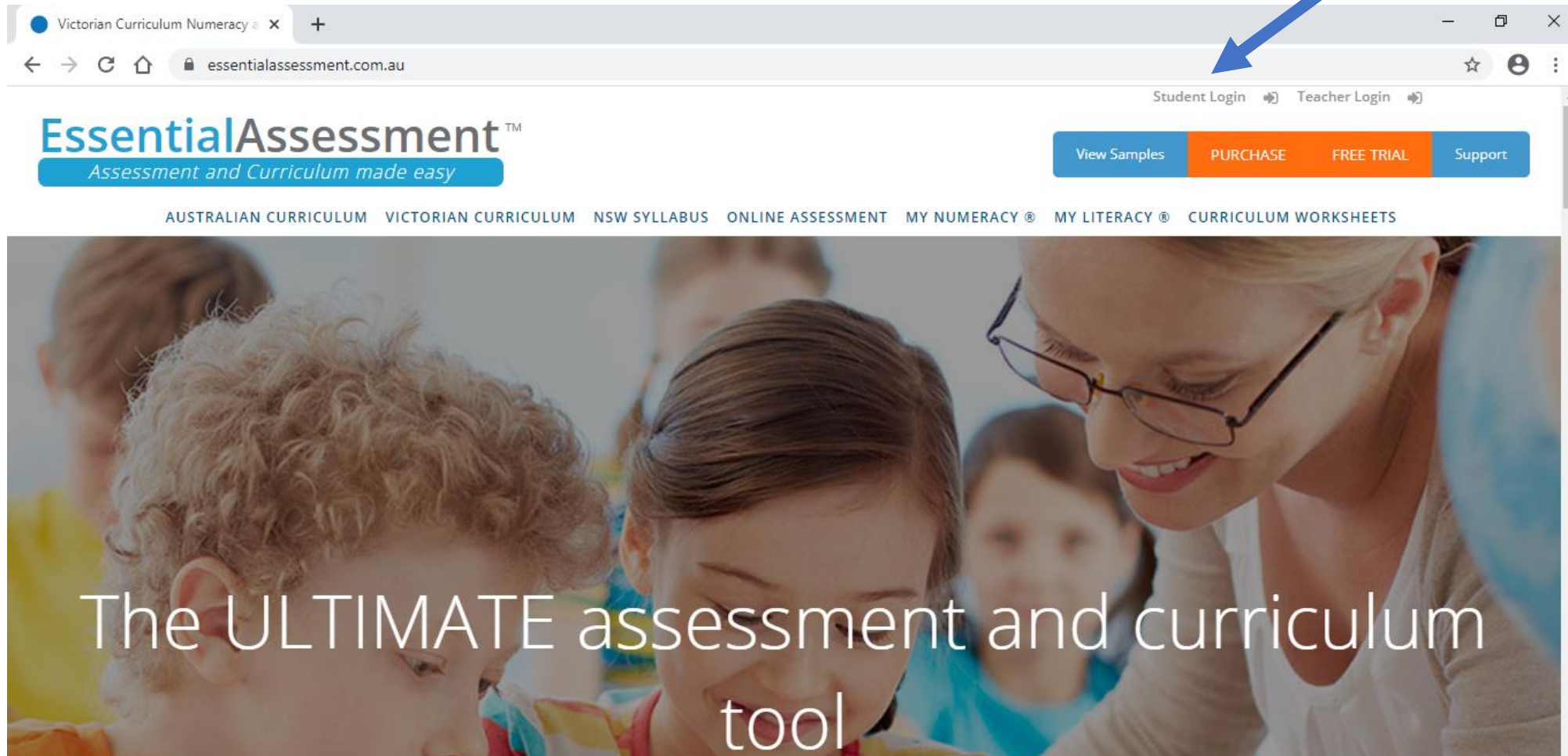
Essential Assessment

Website: essentialassessment.com.au



The image shows a browser window displaying the Essential Assessment website. A blue arrow points from the text 'Website: essentialassessment.com.au' to the address bar of the browser, which contains 'essentialassessment.com.au'. The website header features the logo 'EssentialAssessment™' with the tagline 'Assessment and Curriculum made easy'. Navigation links include 'View Samples', 'PURCHASE', 'FREE TRIAL', and 'Support'. A secondary navigation bar lists 'AUSTRALIAN CURRICULUM', 'VICTORIAN CURRICULUM', 'NSW SYLLABUS', 'ONLINE ASSESSMENT', 'MY NUMERACY®', 'MY LITERACY®', and 'CURRICULUM WORKSHEETS'. The main content area shows a photograph of a teacher interacting with young children, with the text 'The ULTIMATE assessment and curriculum tool' overlaid.

Click on the student login



The image shows a browser window displaying the EssentialAssessment website. The browser's address bar shows the URL 'essentialassessment.com.au'. The website header features the logo 'EssentialAssessment™' with the tagline 'Assessment and Curriculum made easy'. To the right of the logo are navigation links for 'View Samples', 'PURCHASE', 'FREE TRIAL', and 'Support'. Below the header is a horizontal menu with links for 'AUSTRALIAN CURRICULUM', 'VICTORIAN CURRICULUM', 'NSW SYLLABUS', 'ONLINE ASSESSMENT', 'MY NUMERACY®', 'MY LITERACY®', and 'CURRICULUM WORKSHEETS'. A blue arrow points from the text 'Click on the student login' to the 'Student Login' link in the top right corner of the website. The main content area features a photograph of a teacher smiling and interacting with a group of young children. Overlaid on this photograph is the text 'The ULTIMATE assessment and curriculum tool'.

Student Login Teacher Login

View Samples PURCHASE FREE TRIAL Support

AUSTRALIAN CURRICULUM VICTORIAN CURRICULUM NSW SYLLABUS ONLINE ASSESSMENT MY NUMERACY® MY LITERACY® CURRICULUM WORKSHEETS

The ULTIMATE assessment and curriculum tool

School code: WPS3049 (WPS must be in uppercase)

The screenshot shows the Essential Assessment student login page. The page has a blue background with a white grid pattern. At the top left, the text "Essential Assessment" is displayed. Below this, there is a "STUDENT LOGIN:" section. This section contains three input fields: "School Code", "Username", and "Password". The "School Code" field is highlighted with a blue arrow pointing to it from the text above. Below the input fields is an orange "SIGN IN" button. In the bottom right corner, there is a QR code.

School code: Essential Assessment will recognise the code and change it to Westmeadows Primary School

The screenshot shows the Essential Assessment student login page. The page has a blue background with a white grid pattern. At the top left, the text "Essential Assessment" is displayed. Below this, there is a "STUDENT LOGIN:" section. This section contains three input fields: "School Code", "Username", and "Password". The "School Code" field is populated with the text "Westmeadows Primary School" and has a blue "Change" button to its right. A blue arrow points from the text above to the "School Code" field. Below the input fields is an orange "SIGN IN" button. In the bottom right corner, there is a QR code.


Username and Password: You will need your child's Essential Assessment login details. This has been uploaded to your child's Freshgrade account.

EssentialAssessment
GREIG Sarah

School Code: WPS3049

Username: sarahg

Password: westmeadows



EssentialAssessment


STUDENT LOGIN:

WPS3049

Username

Password

SIGN IN



essentialassessment.com.au/student/

EssentialAssessment

STUDENT LOGIN:

Westmeadows Primary School Change

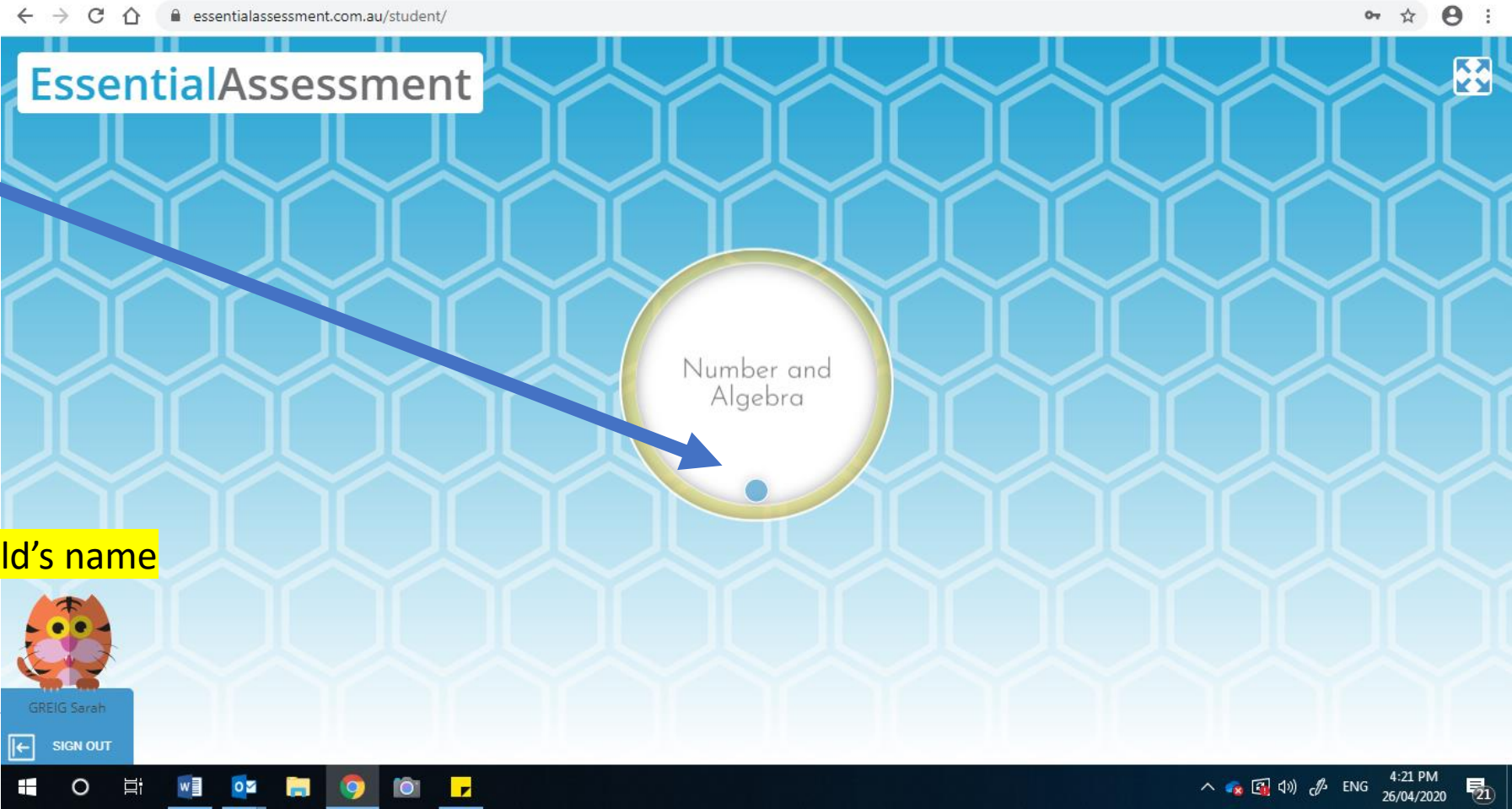
SG001

..



SIGN IN

10:27 AM 26/04/2020

Assigned Task Click




This will say your child's name



Click General All

The image shows a web browser window displaying the EssentialAssessment student portal. The browser's address bar shows the URL essentialassessment.com.au/student/. The page features a blue background with a white hexagonal pattern. At the top left, the text "EssentialAssessment" is displayed. In the center, a circular button labeled "General All" is highlighted with a yellow border and a blue arrow pointing to it from the text "Click General All" in the top left. In the bottom left corner, there is a user profile for "GREIG Sarah" with a "SIGN OUT" button. In the bottom right corner, the text "Number and Algebra" is visible. The Windows taskbar at the bottom shows the time as 4:23 PM on 26/04/2020.

Press Start



The screenshot shows a web browser window with the URL essentialassessment.com.au/student/. The page features a blue background with a white hexagonal pattern. At the top left, the text 'EssentialAssessment' is displayed. Below this, there are three circular icons: a play button, a padlock, and another padlock. Underneath these icons are three buttons labeled 'Pre Assessment', 'Mid Assessment', and 'Post Assessment'. A blue 'START' button with a play icon is positioned below the 'Pre Assessment' button. In the bottom left corner, there is a cartoon tiger icon, the name 'GREIG Sarah', and a 'SIGN OUT' button. In the bottom right corner, the text 'Number and Algebra' and 'General All' is visible. The Windows taskbar at the bottom shows the time as 4:25 PM on 26/04/2020.

By pressing the blue buttons with the sound icon the words are read to your child. Please make sure you have your sound turned up so they can hear.

The screenshot shows a web browser window at essentialassessment.com.au/student/. The main content area displays a question: "How many?". Below the question is a row of five pig illustrations. At the top of the interface, there is a navigation bar with buttons labeled 1 through 7, and a right-pointing arrow. Below the pig illustrations are three large rectangular buttons containing the numbers 4, 5, and 6. Each of these number buttons has a small blue speaker icon at its bottom center. A blue arrow points from the text above to the speaker icon on the '4' button. Another blue arrow points from the text above to the speaker icon on the '6' button. At the bottom of the interface, there is a navigation bar with a home icon, a "HOME" button, a "GREIG Sarah" profile picture, an "I DON'T KNOW" button, and a "FINISH ASSESSMENT" button. The Windows taskbar is visible at the very bottom, showing the time as 4:26 PM on 26/04/2020.

To move to the next question press the arrow

The screenshot shows a web browser window with the URL `essentialassessment.com.au/student/`. The page title is "How many?". Below the title is a progress indicator with numbers 1 through 7, where the number 1 is highlighted in a dark blue box. To the right of the progress indicator is a dark blue square button with a white right-pointing arrow, which is highlighted by a blue arrow pointing from the top right. The main content area displays five pink pig illustrations arranged in two rows: three in the top row and two in the bottom row. Below the illustrations are three answer boxes containing the numbers 4, 5, and 6. The number 5 is enclosed in a green border, indicating it is the selected answer. Each number box has a small speaker icon below it. On the right side of the interface, there is a vertical blue bar with a "Sketch Pad" icon and label. At the bottom of the screen, there is a navigation bar with a "HOME" button, an "I DON'T KNOW" button with a question mark icon, and a "FINISH ASSESSMENT" button with a flag icon. A small tiger character is visible in the bottom left corner. The system tray at the very bottom shows the time as 4:30 PM.

For one of the questions your child will have to click in the box and the number pad will appear for your child to type their answer

How many are in the larger group?

← 7 8 9 4 5 6 1 2 3 0 . ✕ + - × ÷ ± < > Move Me

13

14 15 16 17 18 →

16 trees

GREIG Sarah HOME ? I DONT KNOW

A blue arrow points from the text above to the empty input box.

How many are in the larger group?

← 7 8 9 4 5 6 1 2 3 0 . ✕ + - × ÷ ± < > Move Me

13

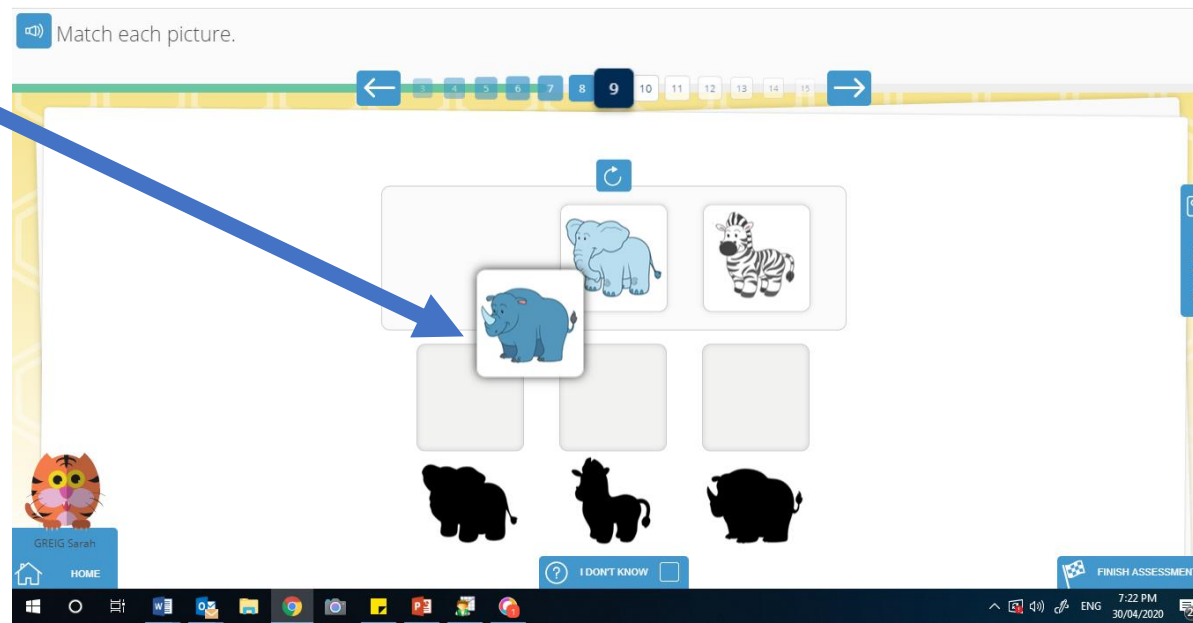
14 15 16 17 18 →

16

16 trees

GREIG Sarah HOME ? I DONT KNOW FINISH ASSESSMENT Sketch Pad

For this question your child will have to click on the coloured animal and then drag to the matching empty box above the correct animal.



Press the submit button

ASSESSMENT

1 2 3 4 5 6 7 8 9 10 11 12

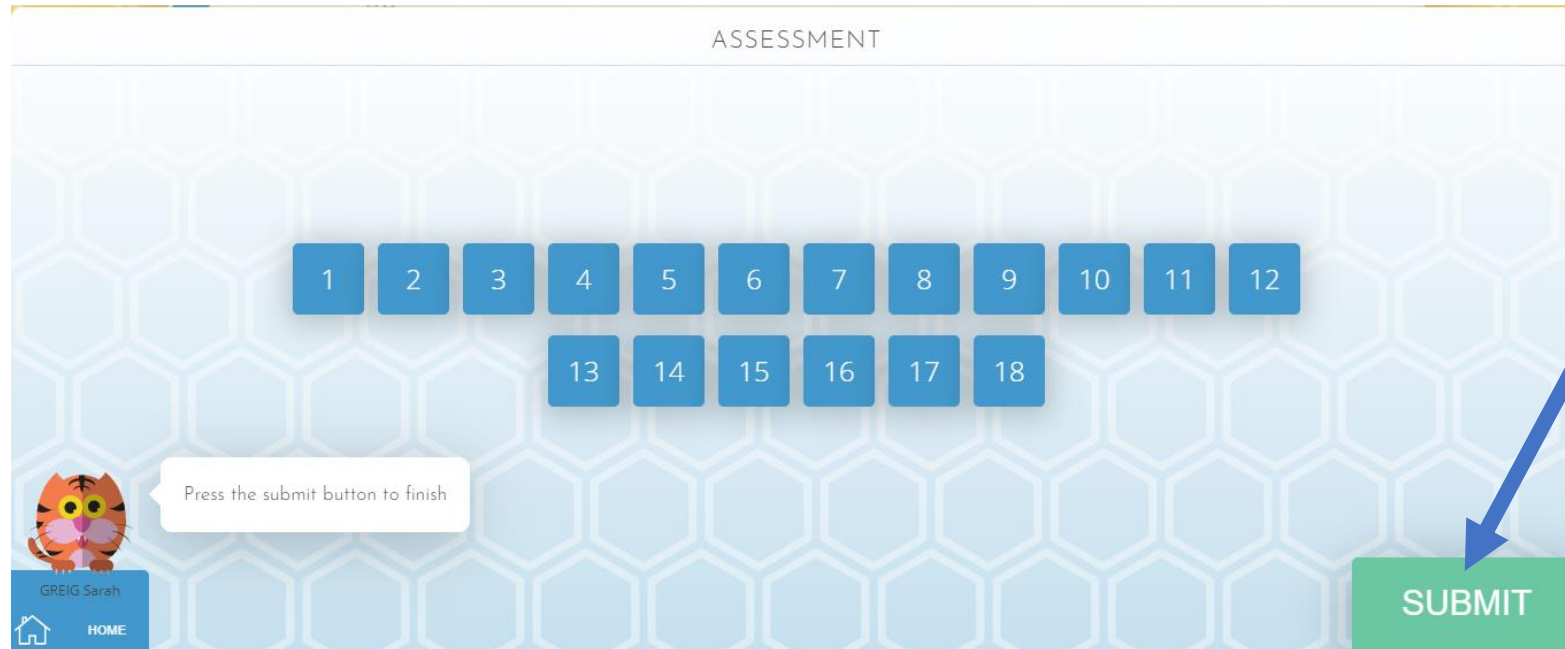
13 14 15 16 17 18

Press the submit button to finish

GREIG Sarah

HOME

SUBMIT

The image shows a digital assessment interface. At the top, the word "ASSESSMENT" is centered. Below it is a grid of 18 blue buttons, numbered 1 through 18. The first row contains buttons 1-12, and the second row contains buttons 13-18. In the bottom right corner, there is a green button labeled "SUBMIT". A blue arrow points from the right side of the screen towards the "SUBMIT" button. In the bottom left corner, there is a small cartoon tiger icon, the name "GREIG Sarah", and a "HOME" button with a house icon. A white speech bubble with the text "Press the submit button to finish" is positioned above the tiger icon.

This screen will appear with the words submitted. You can then press sign out.

