







2017 Ashby Primary School 'iPads for Learning' Application List.

In adopting the use of iPad devices at Ashby we understand the ever changing digital nature of technology evolution, and in particular, within education.

The iPad as a device to compliment learning and teaching programs over time has lead to a transformation in how content is taught, and how that content is learnt. Through effective technology integration, our students are more connected, creative and think more critically due to how the technology they have available to them is utilised.

In using iPad devices at Ashby we also recognise the need to ensure what applications we use go hand in hand with what we are expecting from our students as learners and individuals. The application list below has been developed as a 'base only' list. These have been selected as their use will encourage learning and the development of new content and understandings in multiple ways across multiple curriculum areas. The real strength form using specific applications on the iPad however will come when students take control of their own application selection and have a voice in what applications they use for what purpose.

Year 3/4 iPad Application List.

<i>iPad Application Name</i>	<i>Icon</i>	<i>iPad Application Description</i>	<i>Cost</i>
<i>Google Drive</i>		<i>Where all Google files and folders are stored.</i>	<i>Free</i>
<i>Google Docs</i>		<i>Where we create, share and collaborate on documents, spreadsheets and slide presentations. All of these files are stored in Google Drive.</i>	<i>Free</i>
<i>Google Sheets</i>			<i>Free</i>
<i>Google Slides</i>			<i>Free</i>
<i>Adobe Spark Post</i>		<i>A great app that merges text and images, either taken by the students or sourced elsewhere, to create highly designed graphics.</i>	<i>Free</i>
<i>Adobe Spark Video</i>		<i>This is a great video authoring application that focuses on students using their voice to create short, sharp, engaging videos.</i>	<i>Free</i>

<i>iMovie*</i>		<i>The premier film and video creation tool. Developed by Apple for apple devices, iMovie is the go to application for movie and film creation.</i>	<i>\$7.99</i>
<i>Garage Band</i>		<i>Students have access to multiple instruments and can create their own music in a very powerful application.</i>	<i>Free</i>
<i>Canva</i>		<i>Canva allows students to create posters and other amazing graphics either individually or in a collaborative space.</i>	<i>Free</i>
<i>iBooks*</i>		<i>iBooks is a personalised library for our students. All shared PDF's and eBooks will be housed here in one easy to use convenient place.</i>	<i>Free</i>
<i>Book Creator</i>		<i>Book Creator is the simple, yet most powerful way, for students to author their own books and interactive texts.</i>	<i>\$7.99</i>
<i>Ideament</i>		<i>An amazing mind mapping and visual thinking representation tool.</i>	<i>Free</i>
<i>Pic Collage</i>		<i>Pic Collage allows students to use multiple images to create high quality photo collages to demonstrate their learning and thinking.</i>	<i>Free</i>
<i>QR Reader for iPad</i>		<i>Allows students to scan QR codes taking them to specific content linked.</i>	<i>Free</i>
<i>You Tube Kids</i>		<i>Same as regular YouTube, however with content more heavily filtered and geared towards education and age appropriateness.</i>	<i>Free</i>
<i>Classic Explain Everything</i>		<i>EE allows students to create informative videos by drawing on the screen, recording voice, and so many other things to support learning.</i>	<i>\$12.99</i>
<i>Padlet</i>		<i>Padlet is a virtual pin board that allows to students to collaboratively share docs, videos, text, files, etc.</i>	<i>Free</i>
<i>Swift Playgrounds</i>		<i>Designed by Apple, students will learning how to program and code in an environment that is easy to understand and highly engaging.</i>	<i>Free</i>
<i>Paper by 53</i>		<i>Students can create notes, sketches, drawings, visually plan ideas, draw, create diagrams, manipulate images taken or sourced and more.</i>	<i>Free</i>
<i>See Saw</i>		<i>This is a student driven digital portfolio where images and work can be uploaded so that learning and growth can be documented and shared.</i>	<i>Free</i>