


How to draw little birds

By Mary & Cormac


materials

- Pencils
- paper




Step 1

- Draw a circle the body.




Step 2

- Add a beak.




Step 3

- Draw to legs and do some feet.




Step 4

- Draw a colourful tail.



Step 5

- Add some eyes and a wing.



Step 6

- Colour it in.

